

(i)(a) Statement showing Shareholding Pattern

Introductory sub-table (I)(a)

Name of the Company		: Siel Financial Services Ltd.	
Scrip Code, Name of the scrip, class of security:		532217, SIELFNS, Equity Share	
Quarter ended:		: 30th September, 2015	
Partly paid-up shares:-			
	No. of partly paid-up shares	As a % of total no. of partly paid-up shares	As a % of total no. of shares of the company
Held by promoter/promoter group	Nil	Nil	Nil
Held by public	10381*	100.00	0.09
Total			
Outstanding convertible securities:-			
	No. of outstanding securities	As a % of total no. of outstanding convertible securities	As a % of total no. of shares of the company, assuming full conversion of the convertible securities
Held by promoter/promoter group	Nil	Nil	Nil
Held by public	Nil	Nil	Nil
Total	Nil	Nil	Nil
Warrants:-			
	No. of warrants	As a % of total no. of warrants	As a % of total no. of shares of the company, assuming full conversion of warrants
Held by promoter/promoter group	Nil	Nil	Nil
Held by public	Nil	Nil	Nil
Total	Nil	Nil	Nil
Total paid-up capital of the company, assuming full conversion of warrants and convertible securities	Rs.11,34,37,520/- (Rupees Eleven Crores Thirty Four Lakh Thirty Seven Thousand Five Hundred and Twenty Only) divided into 1,13,43,752 Equity Shares of Rs.10/- each fully paid up.		

Note : * Share issued pursuant to the Scheme of Amalgamation as approved by the Hon'ble High Court of Madhya Pradesh and Delhi vide their respective Orders dated 11.11.1997 (read with Order dated 05.12.1997) and 25.11.1997 on reduction of paid up capital by cancelling Rs.7.50 per equity shares and balance equity was consolidated into equity share with paid-up amount of Rs. 10 each. Therefore, 41525 old equity shares (on which Outstanding Call in arrears of Rs.207625) were cancelled and 10381 new equity shares were issued with outstanding of Rs.207625/-.



Statement Showing Shareholding Pattern


Category code	Category of shareholder	Number of shareholders	Table (I)(a)		Total shareholding as a percentage of total number of shares		Shares Pledged or otherwise encumbered	
			Total number of shares	Number of shares held in dematerialized form	As a percentage of (A+B)	As a percentage of (A+B+C)	Number of shares	As a percentage
			(IV)	(V)	(VI)	(VII)	(VIII)	(IX)=(VIII)/(IV)*100
(A)	Shareholding of Promoter and Promoter Group							
(1)	Indian							
(a)	Individuals/ Hindu Undivided Family							
(b)	Central Government/ State Government(s)							
(c)	Bodies Corporate	3	10613382	0	93.56	93.56	0	0.00
(d)	Financial Institutions/ Banks							
(e)	Any Other (specify)							
	Sub-Total (A)(1)	3	10613382	0	93.56	93.56	0	0.00
(2)	Foreign							
(a)	Individuals (Non-Resident Individuals/ Foreign individuals)							
(b)	Bodies Corporate							
(c)	Institutions							
(d)	Any Other (specify)							
	Sub-Total (A)(2)							
	Total Shareholding of Promoter and Promoter Group (A)= (A)(1)+(A)(2)	3	10613382	0	93.56	93.56	0	0.00
(B)	Public shareholding						NA	NA
(1)	Institutions						NA	NA
(a)	Mutual Funds/ UTI							
(b)	Financial Institutions/ Banks	1	50	0	0.00	0.00		
(c)	Central Government/ State Government(s)							
(d)	Venture Capital Funds							
(e)	Insurance Companies							
(f)	Foreign Institutional Investors							
(g)	Foreign Venture Capital Investors							
(h)	Any Other (Foreign Banks)							
	Sub-Total (B)(1)	1	50	0	0.00	0.00		
(2)	Non-institutions						NA	NA
(a)	Bodies Corporate	77	62775	10075	0.55	0.55		
(b)	Individuals -							
	i. Individual shareholders holding nominal share capital up to Rs.1 Lakh.	18105	615670	30180	5.43	5.43		
	ii. Individual shareholders holding nominal share capital in excess of Rs. 1 lakh.							
(c)	Any Other (NRIs)	1847	51875	50	0.46	0.46		
	Sub-Total (B)(2)	20029	730320	40305	6.44	6.44		
	Total Public Shareholding (B)= (B)(1)+(B)(2)	20030	730370	40305	6.44	6.44	NA	NA
	TOTAL (A)+(B)	20033	11343752	40305	100.00	100.00		
(C)	Shares held by Custodians and against which Depository Receipts have been issued				NA		NA	NA
(1)	Promoter and Promoter group							
(2)	Public							
	GRAND TOTAL (A)+(B)+(C)	20033	11343752	40305	NA	100.00		



(D)(b) Statement showing holding of securities (including shares, warrants, convertible securities) of persons belonging to the category "Promoter and Promoter Group"

Sr.	Name of the shareholder	Details of Shares held		Encumbered shares (*)			Details of warrants		Details of convertible securities		Total shares (including underlying shares assuming full conversion of warrants and convertible securities) as a % of diluted share capital
		Number of shares held	As a % of grand total (A)+(B)+(C)	No.	As a percentage	As a % of grand total (A)+(B)+(C) of sub-clause (D)(a)	Number of warrants held	As a % total number of warrants of the same class	Number of convertible securities held	As a % total number of convertible securities of the same class	
No.	(i)	(iii)	(iv)	(v)	(vi) = (v)/(iii)*100	(vii)	(viii)	(ix)	(x)	(xi)	(xii)
1	MAWANA SUGARS LIMITED	10613182	93.56	0	0.00	0.00	0	0.00	0.00	0	10613182
2	MAWANA SUGARS LIMITED	100	0.00	0	0.00	0.00	0	0.00	0.00	0	100
3	MAWANA SUGARS LIMITED	100	0.00	0	0.00	0.00	0	0.00	0.00	0	100
	TOTAL	10613382	93.56	0	0.00	0.00	0	0.00	0.00	0	10613382

(*) The term "encumbrance" has the same meaning as assigned to it in regulation 28(3) of the SAST Regulations, 2011




(D)(c)(i) Statement showing holding of securities (including shares, warrants, convertible securities) of persons belonging to the category "Public" and holding more than 1% of the total number of shares

Sr. No.	Name of the shareholder	Number of shares held	Shares as a percentage of total number of shares {i.e., Grand Total (A)+(B)+(C) indicated in Statement at para (D)(a) above}	Details of warrants		Details of convertible securities		Total shares (including underlying shares assuming full conversion of warrants and convertible securities) as a % of diluted share capital
				Number of warrants held	As a % total number of warrants of the same class	Number of convertible securities held	% w.r.t total number of convertible securities of the same class	
TOTAL			NOT APPLICABLE					


(D)(c)(ii) Statement showing holding of securities (including shares, warrants, convertible securities) of persons (together with PAC) belonging to the category "Public" and holding more than 5% of the total number of shares of the company

Sr. No.	Name(s) of the shareholder(s) and the Persons Acting in Concert (PAC) with them	Number of shares	Shares as a percentage of total number of shares {i.e., Grand Total (A)+(B)+(C) indicated in Statement at para (D)(a) above}	Details of warrants		Details of convertible securities		Total shares (including underlying shares assuming full conversion of warrants and convertible securities) as a % of diluted
				Number of warrants	As a % total number of warrants of the same class	Number of convertible securities held	% w.r.t total number of convertible securities of the same class	
TOTAL			NOT APPLICABLE					



(I)(d) Statement showing details of locked-in shares

Sr. No.	Name of locked-in shares	Locked-in shares as a percentage of total number of shares {i.e., Grand Total (A)+(B)+(C) indicated in Statement at para (I)(a) above}
		NOT APPLICABLE
TOTAL		



(II)(a) Statement showing details of Depository Receipts (DRs)

Sr. No.	Type of outstanding DR (ADRs, GDRs, SDRs, etc.)	Number of outstanding DRs	Number of shares underlying outstanding DRs	Shares underlying outstanding DRs as a percentage of total number of shares {i.e., Grand Total (A)+(B)+(C) indicated in Statement at para (I)(a) above}
			NOT APPLICABLE	
TOTAL				

(II)(b) Statement showing holding of Depository Receipts (DRs), where underlying shares held by "promoter/promoter group" are in excess of 1% of the total number of shares

Sr. No.	Name of the DR Holder	Type of outstanding DR (ADRs, GDRs, SDRs, etc.)	Number of shares underlying outstanding DRs	Shares underlying outstanding DRs as a percentage of total number of shares {i.e., Grand Total (A)+(B)+(C) indicated in Statement at para (I)(a) above}
			NOT APPLICABLE	
TOTAL				

